

## STILO 1407 Basin Wall Spout 150mm

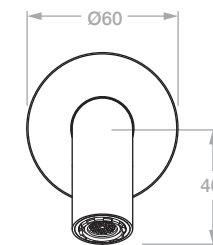
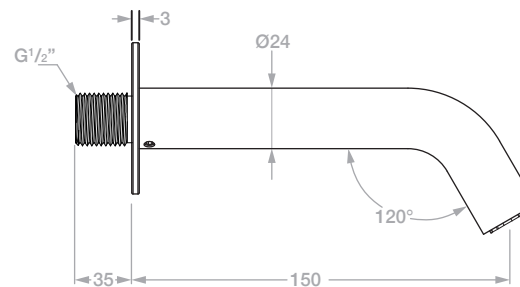
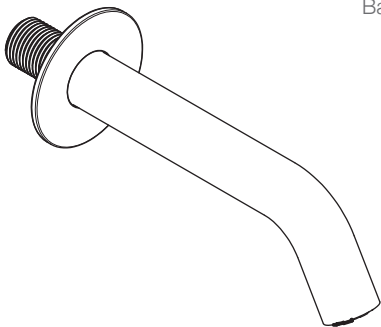
**Model:** TPLR1407####

(\*where #### is the relevant finish code)

\*\*Please note that not all finishes are available as a stocked product in all countries.  
Additional surcharges, MOQ's and longer lead times may apply.

**Material:** Grade 304 Stainless Steel  
**Standard Flow Rate:** 5.0 l/min (@ 300kPa)  
**Connection Type:** G1/2" Connections

**Suitable to be installed:**  
Basin Spout



Dimensions given are in mm. LIQUIDRed® reserves the right to alter and /or remove designs from time to time without prior notice.  
This drawing is to be used for reference purposes only. E &O.E.

Copyright LIQUIDRED® 2024

South Africa - Tel: 011 3348100, Email: [info@liquid-red.com](mailto:info@liquid-red.com), Web: [www.liquid-red.co.za](http://www.liquid-red.co.za)

Document version 020  
Product version 001